



Narbada
 Gems & Jewellery Limited

Introductory sub-table (I)(a)

Name of the Company: NARBADA GEMS & JEWELLERY LIMITED			
Script Code, Name of the scrip, class of security: 519455, NARBADA, EQUITY			
Quarter ended: 30th September, 2013			
Partly paid-up shares:-	No. of partly paid-up shares	As a % of total no. of partly paid-up shares	As a % of total no. of shares of the company
Held by promoter/promoter group	0		0
Held by public	0		0
Total - D	0		0
Outstanding convertible securities:- No. of outstanding securities		As a % of total no. of outstanding convertible securities	As a % of total no. of shares of the company, assuming full conversion of the convertible securities
Held by promoter/promoter group	0		0
Held by public	0		0
Total - E	0		0
Warrants:-		As a % of total no. of warrants	As a % of total no. of shares of the company, assuming full conversion of warrants
Held by promoter/promoter group	0		0
Held by public	0		0
Total - F	0		0
Total paid-up capital of the company, assuming full conversion of warrants and convertible securities (Grand Total (A+B+C)+ D+E+F)		5392200	100

For NARBADA GEMS AND JEWELLERY LTD


 Managing Director

Corporate Office

3-6-290/18, 1st Floor, Sadana Building, Hyderguda, Hyderabad - 500 029, A. P. India,
 Ph : +91 -40-66668211, Fax : 91 -40-23223124. www.narbadajewellery.com, info@narbadajewellery.com

Manufacturer, Exporter, Wholesalers, Retailers.

Statement Showing Shareholding Pattern


Table (I)(a)

Name of the Company: NARBADA GEMS & JEWELLERY LIMITED

Quarter ended: 30th September, 2013

Category code	Category of Shareholder	Number of Shareholders	Total number of shares	Number of shares held in dematerialized form	Total shareholding as a percentage of total number of shares		Shares Pledged or otherwise encumbered	
					As a percentage of (A+B) ¹	As a percentage of (A+B+C)	Number of shares	As a percentage (IX)= (VIII)/(IV)*100
(I)	(II)	(III)	(IV)	(V)	(VI)	(VII)	(VIII)	(IX)
(A)	Shareholding of Promoter and Promoter Group²							
1	Indian							
(a)	Individuals/ Hindu Undivided Family	2	2568360	2568360	47.63	47.63	0	0.00
(b)	Central Government/ State Government(s)				0.00	0.00		
(c)	Bodies Corporate	0	0	0	0.00	0.00	0	
(d)	Financial Institutions/ Banks				0.00	0.00		
(e)	Any Others(Specify)				0.00	0.00		
(e-i)					0.00	0.00		
(e-ii)					0.00	0.00		
	Sub Total(A)(1)	2	2568360	2568360	47.63	47.63	0	0.00
2	Foreign							
a	Individuals (Non-Residents Individuals/ Foreign Individuals)				0.00	0.00		
b	Bodies Corporate				0.00	0.00		
c	Institutions				0.00	0.00		
d	Any Others(Specify)				0.00	0.00		
d-i					0.00	0.00		
d-ii					0.00	0.00		
	Sub Total(A)(2)	0	0	0	0.00	0.00	0	
	Total Shareholding of Promoter and Promoter Group (A)= (A)(1)+(A)(2)	2	2568360	2568360	47.63	47.63	0	0.00
(B)	Public shareholding							
1	Institutions							
(a)	Mutual Funds/ UTI	0	0	0	0.00	0.00		
(b)	Financial Institutions/ Banks	0	0	0	0.00	0.00		
(c)	Central Government/ State Government(s)				0.00	0.00		
(d)	Venture Capital Funds				0.00	0.00		
(e)	Insurance Companies				0.00	0.00		
(f)	Foreign Institutional Investors	0	0	0	0.00	0.00		
(g)	Foreign Venture Capital Investors				0.00	0.00		
(h)	Any Other (specify)				0.00	0.00		
(h-i)					0.00	0.00		
(h-ii)					0.00	0.00		
	Sub-Total (B)(1)	0	0	0	0.00	0.00		
B 2	Non-institutions							
(a)	Bodies Corporate	47	121207	66107	2.25	2.25		
(b)	Individuals				0.00	0.00		
I	Individuals -i. Individual shareholders holding nominal share capital up to Rs 1 lakh	5729	2425534	644394	44.98	44.98	3891	0.16
II	ii. Individual shareholders holding nominal share capital in excess of Rs. 1 lakh.	16	258719	166819	4.80	4.80	13296	5.14
(c)	Any Other (NRIS)	32	17980	1380	0.33	0.33		
(c-i)	Any Other (Clearing Members)	1	400	400	0.01	0.01		
(c-ii)		0	0	0	0.00	0.00		
	Sub-Total (B)(2)	5825	2823840	879100	52.37	52.37	17187	0.61
	Total Public Shareholding (B)= (B)(1)+(B)(2)	5825	2823840	879100	52.37	52.37	17187	0.61
	TOTAL (A)+(B)	5827	5392200	3447460	100.00	100.00	17187	0.32
(C)	Shares held by Custodians and against which Depository Receipts have been issued							
1	Promoter and Promoter Group					0.00		
2	Public					0.00		
	Sub-Total (C)	0	0	0		0.00	0	
	GRAND TOTAL (A)+(B)+(C)	5827	5392200	3447460		100.00	17187	0.32

For NARBADA GEMS AND JEWELLERY LTD


 Managing Director

(1)(b) Statement showing holding of securities (including shares, warrants, convertible securities) of persons belonging to the category "Promoter and Promoter Group" as on 30th September, 2013

Sr. No.	Name of the shareholder	Total shares held		Shares pledged or otherwise encumbered			Details of warrants		Details of convertible securities		Total shares (including underlying shares assuming full conversion of warrants and convertible securities) as a % of diluted share capital
		Number of shares	As a % of grand total (A)+(B)+(C)	Number	As a percentage	As a % of grand total (A)+(B)+(C) of sub-clause (I)(a)	Number of warrants held	As a % total number of warrants of the same class	Number of convertible securities held	As a % total number of convertible securities of the same class	
(I)	(II)	(III)	(IV)	(V)	(VI)=(V)/(III)*100	(VII)	(VIII)	(IX)	(X)	(XI)	(XII)
1	SANJAY KUMAR SANGHI	1284180	23.82	0	0.00	0.00	0	0.00	0	0.00	23.82
2	RITESH KUMAR SANGHI	1284180	23.82	0	0.00	0.00	0	0.00	0	0.00	23.82
TOTAL		2568360	47.63	0	0.00	0.00	0	0.00	0	0.00	47.63

For **MARBADA GEMS AND JEWELLERY LTD**


Managing Director

(I)(c)(i) Statement showing holding of securities (including shares, warrants, convertible securities) of persons belonging to the category "Public" and holding more than 1% of the total number of shares as on 30th September, 2013

Sr. No.	Name of the shareholder	Number of shares	Shares as a percentage of total number of shares (i.e., Grand Total (A)+(B)+(C) indicated in Statement at para (I)(a) above)	Detail of warrants		Details of convertible securities		Total shares (including underlying shares assuming full conversion of warrants and convertible securities as a % of diluted share capital)
				Number of warrants held	As a % total number of warrants of the same class	Number of convertible securities held	% w.r.t total number of convertible securities of the same class	
1	NIL	0	0.00	0	0.00	0	0.00	0.00
2		0	0.00	0	0.00	0	0.00	0.00
3		0	0.00	0	0.00	0	0.00	0.00
4		0	0.00	0	0.00	0	0.00	0.00
TOTAL		0	0.00	0	0.00	0	0.00	0.00


For **NARBADA GEMS AND JEWELLERY LTD**


 Managing Director

(I)(c)(ii) Statement showing holding of securities (including shares, warrants, convertible securities) of persons (together with belonging to the category PAC) belonging to the category "Public" and holding more than 5% of the total number of shares as on 30th September, 2013

Sr. No.	Name of the shareholder	Number of shares	Shares as a percentage of total number of shares {i.e., Grand Total (A)+(B)+(C) indicated in Statement at para (I)(a) above}	Detail of warrants		Details of convertible securities		Total shares (including unerlying shares assuming full conversion of warrants and convertible securities as a % of diluted share capital
				Number of warrants held	As a % total number of warrants of the same class	Number of convertible securities held	% w.r.t total number of convertible securities of the same class	
1	NIL	0	0.00	0	0.00	0	0.00	0.00
			0.00		0.00		0.00	0.00
TOTAL		0	0.00	0	0.00	0	0.00	0.00

For NARBADA GEMS AND JEWELLERY LTD


Managing Director

(I)(d) Statement showing details of locked-in shares as on 30th September, 2013

Sr. No.	Name of the shareholder	Number of locked-in shares	Locked-in shares as a percentage of total number of shares {i.e., Grand Total (A)+(B)+(C) indicated in Statement at para (I)(a) above}
1	NIL	0	0.00
2		0	0.00
3		0	0.00
4		0	0.00
			0.00
TOTAL		0	0.00


For NARBADA GEMS AND JEWELLERY LTD


Managing Director

(II)(a) Statement showing details of Depository Receipts (DRs) as on 30th September, 2013

Sr. No.	Type of outstanding DR (ADRs, GDRs, SDRs, etc.)	Number of outstanding DRs	Number of shares underlying outstanding DRs	Shares underlying outstanding DRs as a percentage of total number of shares {i.e., Grand Total (A)+(B)+(C) indicated in Statement at para (I)(a) above}
1				0.00
2				0.00
3				0.00
4				0.00
5	NIL	NIL	0	0.00
6				0.00
7				0.00
8				0.00
9				0.00
				0.00
				0.00
TOTAL		0	0	0.00


For NARBADA GEMS AND JEWELLERY LTD


Managing Director

(II)(b) Statement showing holding of Depository Receipts (DRs), where underlying shares held by "promoter/promoter group" are in excess of 1% of the total number of shares as on 30th September, 2013

Sr. No.	Name of the DR Holder	Type of outstanding DR (ADRs, GDRs, SDRs, etc.)	Number of shares underlying outstanding DRs	Shares underlying outstanding DRs as a percentage of total number of shares (i.e., Grand Total (A)+(B)+(C) indicated in Statement at para (I)(a) above)
1				0.00
2				0.00
3				0.00
4				0.00
5				0.00
6				0.00
7	NIL	NIL	0	0.00
8				0.00
9				0.00
				0.00
				0.00
TOTAL			0	0.00

For NARBADA GEMS AND JEWELLERY LTD


 Managing Director