


NARBADA GEMS AND JEWELLERY LTD
REGD OFFICE: 3-6-290/18, SADANA BUILDING, HYDERGUDA, HYDERABAD-500029
CIN: L01222TG1992PLC014173

AUDITED FINANCIAL RESULTS FOR THE PERIOD ENDED 31ST MARCH, 2015

(Rs. In Lakhs)

S.No.	Particulars	3 months ended	Previous 3 months ended	Corresponding 3 months ended in previous Year	Year to date figures for current period ended	Previous Accounting Year ended
		31.03.2015	31.12.2014	31.03.2014	31.03.2015	31.03.2014
		Unaudited	Unaudited	Unaudited	Audited	Audited
1	Income from Operation:					
	(a) Net Sales/Income from Operations	445.39	521.98	193.32	1640.67	1,615.72
	(b) Other Operating Income	0.00	0.00	0.00	0.00	0.00
	Total Income from Operation (Net)	445.39	521.98	193.32	1,640.67	1,615.72
2	Expenses:					
	(a) Cost of material Consumed					
	(b) Purchase of Stock-in-trade	460.06	436.19	217.88	1629.23	1,392.17
	(c)(Increase)/Decrease in stock-in-trade	(48.29)	48.85	(57.44)	(106.04)	109.13
	(d) Employee benefit expenses	1.34	1.02	1.46	4.27	3.63
	(e) Depreciation & amortisation	0.41	0.39	0.72	1.48	1.80
	(f) Other Expenses	17.61	13.45	14.04	59.64	55.08
	Total Expenses	431.13	499.90	176.66	1588.58	1561.80
3	Profit (+) / Loss (-) from Ordinary before other income, finance cost & exceptional items (1-2)	14.26	22.08	16.66	52.09	53.92
4	Other Income					
5	Profit (+) / Loss (-) from Ordinary before finance cost & exceptional items (3 ± 4)	14.26	22.08	16.66	52.09	53.92
6	Finance Cost					
7	Profit (+) / Loss (-) from Ordinary before exceptional items (5 ± 6)	14.26	22.08	16.66	52.09	53.92
8	Exceptional items	0.00	0.00	0.00	0.00	0.00
9	Profit (+) / Loss (-) from Ordinary Activities before Tax (7 ± 8)	14.26	22.08	16.66	52.09	53.92
10	Tax expenses	(1.36)	6.81	5.56	10.32	10.56
11	Net Profit (+) / Loss (-) from Ordinary Activities after tax (9 ± 10)	15.62	15.27	11.10	41.77	43.36
12	Extraordinary Items (net of tax expenses Rs. _____)	0.00	0.00	0.00	0.00	0.00
13	Net Profit (+)/Loss (-) for the period(11 ± 12)	15.62	15.27	11.10	41.77	43.36
14	Share of Profit/(loss) of Associates*					
15	Minority Intrest*					
16	Net Profit (+) / Loss (-) after tax minority intrest and share of (loss)/profit of associates (13 ± 14 + 15)	15.62	15.27	11.10	41.77	43.36
17	Paid-up Equity Share Capital [face value of the share is Rs. 10/-]	539.22	539.22	539.22	539.22	539.22
18	Reserves excluding Revaluation Reserves as per Balance Sheet of previous accounting year	0.00	0.00	0.00	0.00	0.00
19(i)	Earnings Per Share(before extraordinary items)(of Rs. ___/-each)(not annualised) (a) Basic (b)Diluted	0.29	0.28	0.21	0.77	0.80
19(ii)	Earnings Per Share(after extraordinary items)(of Rs. ___/-each)(not annualised) (a) Basic (b)Diluted	NIL	NIL	NIL	NIL	NIL

For Narbada Gems and Jewellery Limited



Managing Director
DIN: 00620693

PART- II

S.No.	Particulars	3 months ended	Previous 3 months ended	Corresponding 3 months ended in previous Year.	Year to date figures for current period ended	Previous Accounting Year ended
		31.03.2015	31.12.2014	31.03.2014	31.03.2015	31.03.2014
		Unaudited	Unaudited	Unaudited	Audited	Audited
A	Particulars of Shareholding:					
1	Public Shareholding:					
	-No.of Shares	2,822,140	2,823,840	2,823,840	2,822,140	2,823,840
	-Percentage of Shareholding	52.34%	52.37%	52.37%	52.34%	52.37%
2	Promoters & Promoter Group Shareholding					
	a) Pledged/ Encumbered					
	-Number of shares					
	-Percentage of shares (as a % of total share holding of promoter and promoter group)	NIL	NIL	NIL	NIL	NIL
	-Percentage of Shares (as a % of total share capital of the company)					
	b) Non- Encumbered shares					
	-Number of Shares	2,570,060	2,568,360	2,568,360	2,570,060	2,568,360
	-Percentage of Shares (as a % of total share holding of promoter and promoter group)	100.00%	100.00%	100.00%	100.00%	100.00%
	-Percentage of Shares (as a % of total share capital of the company)	47.66%	47.63%	47.63%	47.66%	47.63%

	Particulars	3 months ended 31.03.2015
B	Investor Complaints:	
	Pending at the beginning of the year	NIL
	Receive during the quarter	NIL
	Disposed off during the quarter	NIL
	Remaining unresolved at the end of the quarter	NIL

For and on behalf of Board of Directors

Place: Hyderabad
Date : 29.05.2015


SANJAY KUMAR SANGHI
MANAGING DIRECTOR
DIN: 00629693

NARBADA GEMS AND JEWELLERY LTD
REGD OFFICE: 3-6-290/18, SADANA BUILDING, HYDERGUDA, HYDERABAD-500029
STATEMENT OF ASSETS AND LIABILITIES AS AT 31ST MARCH,2015

(Rs. In Lakhs)


Particulars	<i>Figures as at the end of current reporting period</i>	<i>Figures as at the end of previous reporting period</i>
	31.03.2015	31.03.2014
I. EQUITY AND LIABILITIES		
<u>(1) Shareholder's Funds</u>		
(a) Share Capital	541.90	541.90
(b) Reserves and Surplus	(249.30)	(291.07)
<u>(2) Non-Current Liabilities</u>		
(a) Deferred Tax liability	0.10	0.00
<u>(3) Current Liabilities</u>		
(a) Trade Payables	129.84	11.02
(b) Other Current Liabilities	3.84	2.14
(c) Short Term Provisions	1.20	1.58
Total Equity & Liabilities	427.58	265.57
II.ASSETS		
<u>(1) Non-Current Assets</u>		
(a) Fixed Assets	9.73	9.51
(b) Deferred Tax Assets	0.00	0.03
(c) Long term loans and advances	3.86	4.05
<u>(2) Current Assets</u>		
(a) Inventories	204.13	98.08
(b) Trade receivables	189.18	94.89
(c) Cash and cash equivalents	20.68	59.01
Total Assets	427.58	265.57

Notes:

- 1 The above Audited financial results were taken on record by the Board of Directors in their meeting held on 29.05.2015
2. The company is operating in one sector only during the year hence segmentwise disclosures are not applicable.
3. The results have been reviewed by Audit Committee.
4. The complaints received during quarter- Nil, resolved -Nil, pending- Nil.

For and on behalf of Board of Directors

Place: Hyderabad
Date : 29.05.2015


SANJAY KUMAR SANGHI
MANAGING DIRECTOR
DIN: 00629693