




# Narbada

Gems & Jewellery Limited

Statement Showing Shareholding Pattern								
Table (I)(a)								
Name of the Company: NARBADA GEMS & JEWELLERY LIMITED								
Quarter ended:31st December, 2011								
Category code	Category of Shareholder	Number of Shareholders	Total number of shares	Number of shares held in dematerialized form	Total shareholding as a percentage of total number of shares		Shares Pledged or otherwise encumbered	
					As a percentage of (A+B) <sup>1</sup>	As a percentage of (A+B+C)	Number of shares	As a percentage (IX)= (VIII)/(IV)*100
(I)	(II)	(III)	(IV)	(V)	(VI)	(VII)	(VIII)	(IX)= (VIII)/(IV)*100
<b>(A)</b>	<b>Shareholding of Promoter and Promoter Group<sup>2</sup></b>							
<b>1</b>	<b>Indian</b>							
(a)	Individuals/ Hindu Undivided Family	2	2568360	2568360	47.63	47.63	0	0.00
(b)	Central Government/ State Government(s)				0.00	0.00	0	0.00
(c)	Bodies Corporate	0	0	0	0.00	0.00	0	0.00
(d)	Financial Institutions/ Banks				0.00	0.00	0	0.00
(e)	Any Others(Specify)				0.00	0.00	0	0.00
	<b>Sub Total(A)(1)</b>	<b>2</b>	<b>2568360</b>	<b>2568360</b>	<b>47.63</b>	<b>47.63</b>	<b>0</b>	<b>0.00</b>
<b>2</b>	<b>Foreign</b>							
a	Individuals (Non-Residents Individuals/ Foreign Individuals)				0.00	0.00	0	0.00
b	Bodies Corporate				0.00	0.00	0	0.00
c	Institutions				0.00	0.00	0	0.00
d	Any Others(Specify)				0.00	0.00	0	0.00
	<b>Sub Total(A)(2)</b>	<b>0</b>	<b>0</b>	<b>0</b>	<b>0.00</b>	<b>0.00</b>	<b>0</b>	<b>0.00</b>
	<b>Total Shareholding of Promoter and Promoter Group (A)= (A)(1)+(A)(2)</b>	<b>2</b>	<b>2568360</b>	<b>2568360</b>	<b>47.63</b>	<b>47.63</b>	<b>0</b>	<b>0.00</b>
<b>(B)</b>	<b>Public shareholding</b>							
<b>1</b>	<b>Institutions</b>							
(a)	Mutual Funds/ UTI	0	0	0	0.00	0.00	0	0.00
(b)	Financial Institutions / Banks	0	0	0	0.00	0.00	0	0.00
(c)	Central Government/ State Government(s)	0	0	0	0.00	0.00	0	0.00
(d)	Venture Capital Funds	0	0	0	0.00	0.00	0	0.00

For NARBADA GEMS AND JEWELLERY LTD

  
Managing Director

**Corporate Office**

3-6-290/18, 1st Floor, Sadana Building, Hyderguda, Hyderabad - 500 029, A. P. India,  
Ph : +91 -40-66668211, Fax : 91 -40-23223124. www.narbadajewellery.com, info@narbadajewellery.com

**Manufacturer, Exporter, Wholesalers, Retailers.**


(e)	Insurance Companies	0	0	0	0.00	0.00		
(f)	Foreign Institutional Investors	0	0	0	0.00	0.00	0	0.00
(g)	Foreign Venture Capital Investors	0	0	0	0.00	0.00	0	0.00
(h)	Any Other (specify)				0.00	0.00	0	0.00
	<b>Sub-Total (B)(1)</b>	<b>0</b>	<b>0</b>	<b>0</b>	<b>0.00</b>	<b>0.00</b>	<b>0</b>	<b>0.00</b>
<b>B 2</b>	<b>Non-institutions</b>							
(a)	Bodies Corporate	56	128951	73851	2.39	2.39	0	0.00
(b)	Individuals				0.00	0.00	0	0.00
I	Individuals -i. Individual shareholders holding nominal share capital up to Rs 1 lakh	5751	2477031	673291	45.94	45.94	0	0.00
II	ii. Individual shareholders holding nominal share capital in excess of Rs. 1 lakh.	12	198061	106161	3.67	3.67	0	0.00
(c)	Any Other (NRI'S)	34	19347	2547	0.36	0.36	0	0.00
(c-i)	Any Other (Clearing Members)	2	450	450	0.01	0.01	0	0.00
	<b>Sub-Total (B)(2)</b>	<b>5855</b>	<b>2823840</b>	<b>856300</b>	<b>52.37</b>	<b>52.37</b>	<b>0</b>	<b>0.00</b>
<b>(B)</b>	<b>Total Public Shareholding (B)= (B)(1)+(B)(2)</b>	<b>5855</b>	<b>2823840</b>	<b>856300</b>	<b>52.37</b>	<b>52.37</b>	<b>0</b>	<b>0.00</b>
	<b>TOTAL (A)+(B)</b>	<b>5857</b>	<b>5392200</b>	<b>3424660</b>	<b>100.00</b>	<b>100.00</b>	<b>0</b>	<b>0.00</b>
<b>(C)</b>	<b>Shares held by Custodians and against which Depository Receipts have been issued</b>							
1	Promoter and Promoter Group					0.00	0	0.00
2	Public					0.00	0	0.00
	<b>Sub-Total (C )</b>	<b>0</b>	<b>0</b>	<b>0</b>		<b>0.00</b>	<b>0</b>	<b>0.00</b>
	<b>GRAND TOTAL (A)+(B)+(C)</b>	<b>5857</b>	<b>5392200</b>	<b>3424660</b>		<b>100.00</b>	<b>0</b>	<b>0.00</b>

For NARBADA GEMS AND JEWELLERY LTD

  
Managing Director

Introductory sub-table (I)(a)			
Name of the Company: NARBADA GEMS & JEWELLERY LIMITED			
Scrip Code, Name of the scrip, class of security: 519455, NARBADA, EQUITY			
Quarter ended: 31st December, 2011			
Partly paid-up shares:-	No. of partly paid-up shares	As a % of total no. of partly paid-up shares	As a % of total no. of shares of the company
Held by promoter/promoter group	0	0	0
Held by public	0	0	0
<b>Total - D</b>	<b>0</b>	<b>0</b>	<b>0</b>
Outstanding convertible securities:-	No. of outstanding securities	As a % of total no. of outstanding convertible securities	As a % of total no. of shares of the company, assuming full conversion of the convertible securities
Held by promoter/promoter group	0	0	0
Held by public	0	0	0
<b>Total - E</b>	<b>0</b>	<b>0</b>	<b>0</b>
Warrants:-	No. of warrants	As a % of total no. of warrants	As a % of total no. of shares of the company, assuming full conversion of warrants
Held by promoter/promoter group	0	0	0
Held by public	0	0	0
<b>Total - F</b>	<b>0</b>	<b>0</b>	<b>0</b>
<b>Total paid-up capital of the company, assuming full conversion of warrants and convertible securities (Grand Total (A+B+C)+ D+E+F)</b>	<b>5392200</b>		<b>100</b>

For NARBADA GEMS AND JEWELLERY LTD

  
Managing Director

(I)(b) Statement showing holding of securities (including shares, warrants, convertible securities) of persons belonging to the category "Promoter and Promoter Group" as on 31/12/2011

Sr. No.	Name of the shareholder	Total shares held		Shares pledged or otherwise encumbered			Details of warrants		Details of convertible		Total shares (including underlying shares assuming full conversion of warrants and convertible securities) as a % of diluted share capital
		Number of shares	As a % of grand total (A)+(B)+(C)	Number	As a percentage	As a % of grand total (A)+(B)+(C) of sub-clause (1)(a)	Number of warrants held	As a % total number of warrants of the same class	Number of convertible securities held	As a % total number of convertible securities of the same class	
(i)	(ii)	(iii)	(iv)	(v)	(vi)=(v)/(iii)*100	(vii)	(viii)	(ix)	(x)	(xi)	(xii)
1	SANJAY KUMAR SANGHI	1284180	23.82	0	0.00	0.00	0	0.00	0	0.00	23.82
2	RITESH KUMAR SANGHI	1284180	23.82	0	0.00	0.00	0	0.00	0	0.00	23.82
<b>TOTAL</b>		<b>2568360</b>	<b>47.63</b>	<b>0</b>	<b>0.00</b>	<b>0.00</b>	<b>0</b>	<b>0.00</b>	<b>0</b>	<b>0.00</b>	<b>47.63</b>

For NARBADA GEMS AND JEWELLERY LTD

  
Managing Director


(I)(c)(i) Statement showing holding of securities (including shares, warrants, convertible securities) of persons belonging to the category "Public" and holding more than 1% of the total number of shares as on 31/12/2011

Sr. No.	Name of the shareholder	Number of shares	Shares as a percentage of total number of shares (i.e., Grand Total (A)+(B)+(C) indicated in Statement at para (I)(a) above)	Detail of warrants		Details of convertible securities		Total shares (including unerlying shares assuming full conversion of warrants and convertible securities as a % of diluted share capital)
				Number of warrants held	As a % total number of warrants of the same class	Number of convertible securities held	% w.r.t total number of convertible securities of the same class	
1	<b>NIL</b>	0	0.00	0	0.00	0	0.00	0.00
2		0	0.00	0	0.00	0	0.00	0.00
3		0	0.00	0	0.00	0	0.00	0.00
4		0	0.00	0	0.00	0	0.00	0.00
<b>TOTAL</b>		<b>0</b>	<b>0.00</b>	<b>0</b>	<b>0.00</b>	<b>0</b>	<b>0.00</b>	<b>0.00</b>

(I)(c)(ii) Statement showing holding of securities (including shares, warrants, convertible securities) of persons (together with belonging to the category PAC) belonging to the category "Public" and holding more than 5% of the total number of shares as on 31/12/2011

Sr. No.	Name of the shareholder	Number of shares	Shares as a percentage of total number of shares (i.e., Grand Total (A)+(B)+(C) indicated in Statement at para (I)(a) above)	Detail of warrants		Details of convertible securities		Total shares (including unerlying shares assuming full conversion of warrants and convertible securities as a % of diluted share capital)
				Number of warrants held	As a % total number of warrants of the same class	Number of convertible securities held	% w.r.t total number of convertible securities of the same class	
1	<b>NIL</b>	0	0.00	0	0.00	0	0.00	0.00
		0	0.00	0	0.00	0	0.00	0.00
<b>TOTAL</b>		<b>0</b>	<b>0.00</b>	<b>0</b>	<b>0.00</b>	<b>0</b>	<b>0.00</b>	<b>0.00</b>

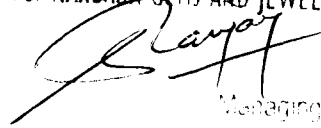
For NARBADA GEMS AND JEWELLERY LTD

  
Managing Director

**(I)(d) Statement showing details of locked-in shares as on 31/12/2011**

Sr. No.	Name of the shareholder	Number of locked-in shares	Locked-in shares as a percentage of total number of shares {i.e., Grand Total (A)+(B)+(C) indicated in Statement at para (I)(a) above}
1		0	0.00
2	<b>NIL</b>	0	0.00
3		0	0.00
4		0	0.00
			0.00
			0.00
<b>TOTAL</b>		<b>0</b>	<b>0.00</b>

For NARBADA GEMS AND JEWELLERY LTD

  
Managing Director

**(II)(a) Statement showing details of Depository Receipts (DRs) as on 31/12/2011**

Sr. No.	Type of outstanding DR (ADRs, GDRs, SDRs, etc.)	Number of outstanding DRs	Number of shares underlying outstanding DRs	Shares underlying outstanding DRs as a percentage of total number of shares {i.e., Grand Total (A)+(B)+(C) indicated in Statement at para (I)(a) above}
1				0.00
2				0.00
3				0.00
4				0.00
5				0.00
6	NIL	NIL	0	0.00
7				0.00
8				0.00
9				0.00
<b>TOTAL</b>		<b>0</b>	<b>0</b>	<b>0.00</b>

**(II)(b) Statement showing holding of Depository Receipts (DRs), where underlying shares held by "promoter/promoter group" are in excess of 1% of the total number of shares as on 31/12/2011**

Sr. No.	Name of the DR Holder	Type of outstanding DR (ADRs, GDRs, SDRs, etc.)	Number of shares underlying outstanding DRs	Shares underlying outstanding DRs as a percentage of total number of shares {i.e., Grand Total (A)+(B)+(C) indicated in Statement at para (I)(a) above}
1				0.00
2				0.00
3				0.00
4				0.00
5				0.00
6				0.00
7	NIL	NIL	0	0.00
8				0.00
9				0.00
<b>TOTAL</b>			<b>0</b>	<b>0.00</b>

For NARBADA GEMS AND JEWELLERY LTD

  
Managing Director

CIL SECURITIES LIMITED

UNIT: NARBADA GEMS AND JEWELLERY LIMITED

STATEMENT SHOWING CORPORATE BODIES HOLDINGS AS ON 31/12/2011

Sno	Folio	Name of ShareHolder	shares	% Held
1	R00000072	RAHAS INVESTMENTS PVT LTD	28100	0.5211
2	IN301127-16231882	PRAKASH AIR FREIGHT PVT LTD	27300	0.5063
3	S0000278	SHALVA POLYMERS PVT LTD	6600	0.1224
4	J0000090	JAYMINI PRITESH FINVEST PVT LT	6000	0.1113
5	IN301991-10236535	JHAVERI SECURITIES LIMITED	4993	0.0926
6	IN300940-10160640	INDUS PORTFOLIO PVT. LTD	4848	0.0899
7	V0000455	VASANTHI FINANCE LIMITED	4800	0.0890
8	V00000292	VISIOMED INDIA PVT LTD	4700	0.0872
9	IN301983-10000168	ARIHANT CAPITAL MKT. LTD	4555	0.0845
10	1203800000000168	SHARE INDIA SECURITIES LIMITED	3000	0.0556
11	IN302365-10000130	SHRI PARASRAM HOLDINGS PVT.LTD.	2670	0.0495
12	IN301313-21052113	WINDSOUR BARTER PVT LTD	2500	0.0464
13	IN300394-10014644	KARVY STOCK BROKING LIMITED	2132	0.0395
14	L0000114	LUPIN MARKETING PVT LTD	1900	0.0352
15	S0000123	SANDUR HATCHERIES PVT LTD	1900	0.0352
16	12028700000000014	BP EQUITIES PVT. LTD.	1675	0.0311
17	12054500000007910	TRANSPARENT SECURITIES (P) LTD	1650	0.0306
18	12043700000004838	SWASTIKA INVESTMART LIMITED	1649	0.0306
19	IN300095-11495220	Across Broking Private Limited	1000	0.0185
20	IN301022-20240160	TELENET SECURITIES (P) LTD	1000	0.0185
21	1203320003931230	SANGHI JEWELLERS PVT LTD	1000	0.0185
22	12041500000007808	JAINAM SHARE CONSULTANTS PVT. LTD	1000	0.0185
23	1202920000074327	JSEL SECURITIES LTD (003)	976	0.0181
24	IN301143-10095924	MTL SHARE AND STOCK BROKER LTD	952	0.0177
25	IN301477-10000096	BONANZA PORTFOLIO LTD	900	0.0167
26	IN302025-34058340	TRIBUTE SECURITIES PRIVATE LTD	900	0.0167
27	IN301846-10283572	LSE SECURITIES LTD.	844	0.0157
28	IN300394-11667689	KARVY STOCK BROKING LIMITED-DS NAGAR	800	0.0148
29	IN300476-41419465	PROMISING EXPORTS LIMITED	800	0.0148
30	P0000148	PRAKASH AIRFREIGHT PVT LTD	600	0.0111
31	IN300513-14972584	SHAREKHAN LIMITED	526	0.0098
32	H0000115	HOLISTIC FINANCE PVT LTD	500	0.0093
33	IN301151-21882036	A3 CAPITAL SERVICES (INDIA) LIMITED	500	0.0093
34	IN301250-28013821	N K SECURITIES PRIVATE LIMITED	500	0.0093
35	1203280000240139	DBFS SECURITIES LIMITED	480	0.0089
36	IN300118-10076138	LYCA FINANCE LTD	400	0.0074
37	IN300394-12691085	KARVY STOCK BROKING LTD	400	0.0074
38	IN300492-10000140	RAJNARAYAN FIN SRV LTD	400	0.0074
39	1201770100075062	HEM SECURITIES LIMITED	400	0.0074
40	1202920000111233	JSEL SECURITIES LTD.(427)	389	0.0072
41	IN303052-10000134	MONARCH RESEARCH AND BROKERAGE PRIVATE LIM	350	0.0065
42	12041800000000020	R K STOCKHOLDING PVT. LTD	350	0.0065
43	IN301022-20386028	AHMEDALLY'S INVESTMENT SERVICES (P) LTD	300	0.0056
44	IN301774-10000167	RELIGARE SECURITIES LTD	300	0.0056
45	IN301330-19018948	NAAPS INVESTMENTS PRIVATE LIMITED	200	0.0037
46	IN302324-10000032	STEEL CITY SECURITIES LIMITED	200	0.0037
47	1203520000011436	KELLTON SECURITIES PRIVATE LIMITED	200	0.0037
48	1203910000005043	SAAKETA FINSTOCK PVT. LTD.	200	0.0037
49	IN302324-10444437	STEEL CITY SECURITIES LIMITED	150	0.0028
50	IN301006-10091246	SEEMA SECURITIES PVT. LTD.	100	0.0019
51	IN301330-17947939	RAJ CONSULTANCY SERVICES (P) LTD.	100	0.0019
52	1202620000062985	MPSE SECURITIES LIMITED	100	0.0019

CIL SECURITIES LIMITED

UNIT: NARBADA GEMS AND JEWELLERY LIMITED

For NARBADA GEMS AND JEWELLERY LTD

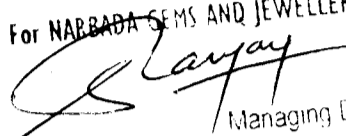

  
Managing Director



COB

STATEMENT SHOWING CORPORATE BODIES HOLDINGS AS ON 31/12/2011

Sno	Folio	Name of Shareholder	shares	% Held
53	1203440000068717	ARCADIA SHARE AND STOCK BROKERS PVT. LTD. BSE	100	0.0019
54	1204910000000042	FAIRWEALTH SECURITIES LIMITED	38	0.0007
55	IN300724-10123306	INTEGRATED MASTER SECURITIES (P) LTD.	15	0.0003
56	1205450000006138	HSE SECURITIES LIMITED	9	0.0002
Total			128951	2.3916

For NARBADA SEMS AND JEWELLERY LTD  
  
Managing Director

CIL SECURITIES LIMITED

UNIT: NARBADA GEMS AND JEWELLERY LIMITED

STATEMENT SHOWING NRI'S HOLDINGS AS ON 31/12/2011

Sno	Folio	Name of Shareholder	shares	% Held
1	S0000705	SUNDAR KRISHNASWAMY	2000	0.0371
2	S0000706	SURESH SARIBALA	1900	0.0352
3	1203080000001436	DINESHKUMAR KESHAVLAL SHAH	1167	0.0216
4	N0000204	NITIN MAFATLAL SHAH	1000	0.0185
5	F0000004	FAZLUR RAHMAN OBARAY	700	0.0130
6	K0000307	KUNCHERIA ZACHARIAS	700	0.0130
7	IN300239-11887067	KUNCHERIA ZACHARIAS	700	0.0130
8	D0000151	DOMINIC K A	600	0.0111
9	IN300239-11229346	AJITH P MATHEW	600	0.0111
10	D0000150	DILIP THOBHANDAS PATEL	500	0.0093
11	K0000030	K PALANIVEL	500	0.0093
12	K0000308	KUSH ARVIND SAVJANI	500	0.0093
13	N0000201	NAYNA ARVIND SAVJANI	500	0.0093
14	R0000381	RAMILA JITENDRA MEHTA	500	0.0093
15	R0000382	RIDDHI ARVIND SAVJANI	500	0.0093
16	S0000126	SANGEETA BATRA	500	0.0093
17	S0000696	SACHIN JITENDRA MEHTA	500	0.0093
18	S0000699	SAMIR JITENDRA MEHTA	500	0.0093
19	T0000070	TAROOJ ALAM KHAN	500	0.0093
20	V0000301	V SRINIVASAN	500	0.0093
21	V0000302	VASHDEV KANYOMAL BULCHA	500	0.0093
22	V0000303	VENKAT KADALI	500	0.0093
23	V0000304	VENKATA KAMESWARA RAOBA	500	0.0093
24	V0000305	VINODRAY THOBHANDAS PAT	500	0.0093
25	A0000289	ARVIND JAMNADAS SAVJANI	500	0.0093
26	H0000075	HEMANT KUMAR MODI	400	0.0074
27	S0000344	SHOBHA SUBRAMANIAN	400	0.0074
28	S0000620	SUREKHA VISHWANATH CHAU	400	0.0074
29	K0000390	K REVATHI	200	0.0037
30	V0000363	V MADANA MOHANA REDDY	200	0.0037
31	N0000066	NAGARAJU ALAMURI	100	0.0019
32	R0000450	R ASOK KUMAR	100	0.0019
33	S0000697	SAFI SYED	100	0.0019
34	IN301151-27159150	KARAN MALLYA	80	0.0015
Total			19347	0.3592

For NARBADA GEMS AND JEWELLERY LTD


  
Managing Director

CIL SECURITIES LIMITED

UNIT: NARBADA GEMS AND JEWELLERY LIMITED

STATEMENT SHOWING TOP50 INDIVIDUAL SHAREHOLDINGS AS ON 31/12/2011

Sno	Folio	Name of ShareHolder	shares	% Held
1	1201350000075319	SANJAY PASARI	32020	0.5938
2	S0000501	SUBHASH C MARWADI	18800	0.3487
3	1203070000069971	SANKA LEELA KUMARI	18195	0.3374
4	A0000275	ATEET BHARGAVA KUMAR	17500	0.3245
5	1205140000112283	LAKSHMI SRUJANA PAMIDIMARRI	17250	0.3199
6	B0000107	BHAGWAN PREMCHANDANI	14800	0.2745
7	A0000227	ARUNA SINGHVI	14300	0.2652
8	000000114	UPKARNAGAPAL	14200	0.2633
9	1203070000092061	BHASKARA RAO SANKA	13296	0.2466
10	IN300011-10722104	MUKESH MORARJI PANCHMATIA	13100	0.2429
11	A0000523	AJIT KAUR	12300	0.2281
12	IN300513-18769057	MAHESH SHIVA BANGERA	12300	0.2281
13	1205140000092215	PAMIDIMARRI CHANDRA SEKHAR	9170	0.1701
14	1203350000925350	DEVENDER KUMAR .	7836	0.1453
15	1203350000947309	KEDARNATH AGARWAL	7664	0.1421
16	1205140000114899	PAMIDIMARRI VENKATA RAJESWARA RAO	7627	0.1414
17	IN300011-10178360	TUSHAR VORA	7600	0.1409
18	IN300011-10036640	GULAB VORA	7500	0.1391
19	1203350000922267	UMESH KUMAR AGARWAL	7240	0.1343
20	IN300214-14005627	G V SRIKANTH	6593	0.1223
21	IN302927-10187135	KHUSHAL KANJI DAND	6500	0.1205
22	K0000696	K V CHARY	6100	0.1131
23	P0000606	P. CHANDRASEKAR	5900	0.1094
24	1201860000167433	AJAY KUMAR GUPTA	5739	0.1064
25	IN300484-13533169	VIKRAM KUMAR	5379	0.0998
26	B0000395	BIPIN NAVSARIWALA	5000	0.0927
27	00000042	INDERJEET SINGH	5000	0.0927
28	00000110	BALWINDER SINGH	5000	0.0927
29	00000111	SUTINDER SINGH	5000	0.0927
30	IN301276-30218829	SAIFUDDIN FAKHRUDDIN MIYAJIWALA	5000	0.0927
31	F0000016	FARZANA D MOJGANI	4900	0.0909
32	S0001180	SHYAMRAJ YADAV	4900	0.0909
33	1202470000087073	VENKATRAO YARLAGADDA	4900	0.0909
34	IN300513-18938212	SATISH SHIVA BANGERA	4829	0.0896
35	1203030000059857	INDUMATI KANTILAL KADAKIA	4400	0.0816
36	1204260000005954	JAYSHREE PRAVINCHANDRA RAJANI	4200	0.0779
37	IN300020-10759905	P ARUNA RANI	4100	0.0760
38	1203070000019778	RAJESH VIJAY VARGIYA	4099	0.0760
39	M0000596	MANJU DEVI SHARMA	3900	0.0723
40	B0000002	B ALIAKBAR LEHRY	3800	0.0705
41	D0000102	DILIPKUMAR N SHAH	3800	0.0705
42	H0000056	HARSHA D SHAH	3800	0.0705
43	P0000620	P V RAJESWARA RAO	3800	0.0705
44	B0000334	BAYANA RATNA KUMARI	3700	0.0686
45	P0000610	P V RAJESWARA RAO	3700	0.0686
46	1202700000010757	GIRISHBHAI KANTIBHAI CHOVIYA	3686	0.0684
47	IN300183-10177635	BIMLA AGGARWAL	3641	0.0675
48	N0000370	N N AHUJA	3400	0.0631
49	M0000256	MUKESH MORARJI PANCHAMA	3300	0.0612
50	1203230000274834	ADITYA RAMMOHANRAY DESAI	3180	0.0590
			393944	7.30570

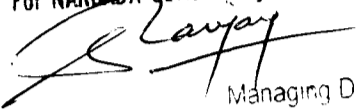
CLE

CIL SECURITIES LIMITED

UNIT: NARBADA GEMS AND JEWELLERY LIMITED

STATEMENT SHOWING CLEARING MEMBERS AS ON 31/12/2011

Sno	Folio	Name of Shareholder	shares	% Held
1	IN300343-10463636	SHAH INVESTOR'S HOME LTD.	300	0.0056
2	IN302783-10000108	MANGAL KESHAV SEC LTD.	150	0.0028
Total			450	0.0084

For NARBADA GEMS AND JEWELLERY LTD  
  
Managing Director