

**Format of holding of specified securities**

**Annexure - I**

- 1 Name of Listed Entity : NARBADA GEMS AND JEWELLERY LIMITED
- 2 Scrip Code/Name of Scrip/Class of Security : 519455
- 3 Share Holding Pattern Filed under: Reg. 31(1)(b) : **Quarter Ended 31/03/2018**
- 4 Declaration:

	<b>Particulars</b>	<b>Yes</b>	<b>No</b>
1	Whether the Listed Entity has issued any partly paid up shares		No
2	Whether the Listed Entity has issued any Convertible Securities or Warrants?	Yes	
3	Whether the Listed Entity has any shares against which depository receipt are issued?		No
4	Whether the Listed Entity has any shares in locked-in?	Yes	
5	Whether any shares held by promoters are pledge or otherwise encumbered?		No

- 5 The tabular format for disclosure of holding of specified securities is as follows:-





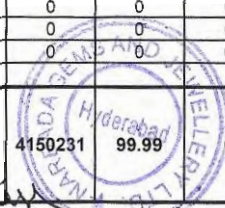
Table I - Summary Statement holding of specified securities

Category (I)	Category of shareholder (II)	Nos. of shareholders (III)	No. of fully paid-up equity shares held (IV)	No. of partly paid-up equity shares held (V)	No. of shares underlying Depository Receipt (VI)	Total nos. shares held (VII) = (IV)+(V)+(VI)	Shareholding as a % of total no. of shares (calculated as per SCRR, 1957) (VIII) As a % of (A+B+C2)	Number of Voting Rights held in each class of securities (IX)			No. of Shares Underlying convertible securities (Including Warrants) (X)	Shareholding as a % assuming full conversion of convertible securities (as a percentage of diluted share capital) (XI)=(VII)+(X) as a % of (A+B+C)	Number of Locked in shares (XII)		Number of Shares pledged or otherwise encumbered (XIII)		Number of equity shares held in dematerialized form (XIV)	
								No. of Voting Rights		Total as a % of (A+B+C)			No. (a)	As a % of total Shares held (b)	No. (a)	As a % of total Shares held (b)		
								Class eg:x	Class eg:y									Total
(A)	Promoter & Promoter Group	9	4150781	0	0	4150781	51.81	4150781	0	4150781	51.81	3085300	60.01	4150231	99.99	0	0.000	4150781
(B)	Public	5597	3861229	0	0	3861229	48.19	3861229	0	3861229	48.19	960000	39.99	2333982	60.45	0	0.000	2882429
(C)	Non Promoter - Non Public																	
(C1)	Shares underlying DRs																	
(C2)	Shares held by Employee Trusts																	
	<b>TOTAL</b>	<b>5606</b>	<b>8012010</b>	<b>0</b>		<b>8012010</b>	<b>100.000</b>	<b>8012010</b>	<b>0</b>	<b>8012010</b>	<b>100.000</b>	<b>4045300</b>	<b>100.000</b>	<b>6484213</b>	<b>80.93</b>	<b>0</b>	<b>0.000</b>	<b>7033210</b>



**Table II - Statement showing shareholding pattern of the Promoter and Promoter Group**

	Category & Name of shareholders (I)	Nos. of shareholders (III)	No. of fully paid-up equity shares held (IV)	No. of partly paid-up equity shares held (V)	Nos. of shares underlying Depository Receipt (VI)	Total nos. shares held (VII) = (IV)+(V)+(VI)	Shareholding % calculated as per SCRR, 1957 As a % of (A+B+C2) (VIII)	Number of Voting Rights held in each class of securities (IX)				No. of Shares Underlying Outstanding convertible securities (including Warrants) (X)	Shareholding as a % assuming full conversion of convertible securities (as a percentage of diluted share capital) (XI) = (VII)+(X) as a % of (A+B+C)	Number of Locked in shares (XII)		Number of Shares pledged or otherwise encumbered (XIII)		Number of equity shares held in dematerialized form (XIV)
								No. of Voting Rights			Total as a % of Total Voting rights			No. (a)	As a % of total Shares held (b)	No. (a)	As a % of total Shares held (b)	
								Class x	Class y	Total								
(1)	Indian	0	0	0	0	0	0.000	0	0	0	0.000	0	0	0	0	0	0	0
(a)	Individuals/Hindu undivided Family	8	4150231	0	0	4150231	51.8	4150231	0	4150231	51.8	3085300	60.01	4150231	100	0	0	4150231
	SANJAY KUMAR SANGHI		1198334	0	0	1198334	14.96	1198334	0	1198334	14.96	491100	14.01	1198334	100	0	0	1198334
	RITESH KUMAR SANGHI		1197399	0	0	1197399	14.95	1197399	0	1197399	14.95	491100	14	1197399	100	0	0	1197399
	TEJAS SANGHI		337763	0	0	337763	4.22	337763	0	337763	4.22	319050	5.45	337763	100	0	0	337763
	UDAY SANGHI		285635	0	0	285635	3.57	285635	0	285635	3.57	283950	4.72	285635	100	0	0	285635
	PRITHA SANGHI		370320	0	0	370320	4.62	370320	0	370320	4.62	555480	7.68	370320	100	0	0	370320
	HANUMANTHRAI SANGHI		169450	0	0	169450	2.11	169450	0	169450	2.11	169450	2.81	169450	100	0	0	169450
	SARALA SANGHI		223650	0	0	223650	2.79	223650	0	223650	2.79	223650	3.71	223650	100	0	0	223650
	BHAVNA SANGHI		367680	0	0	367680	4.59	367680	0	367680	4.59	551520	7.62	367680	100	0	0	367680
(b)	Central Government/State Government(s)	0	0	0	0	0	0	0	0	0	0	0	0	0	0	0	0	0
(c)	Financial Institutions/Banks	0	0	0	0	0	0	0	0	0	0	0	0	0	0	0	0	0
(d)	Any Other	0	0	0	0	0	0	0	0	0	0	0	0	0	0	0	0	0
	Bodies Corporate	0	0	0	0	0	0	0	0	0	0	0	0	0	0	0	0	0
	SANGHI JEWELLERS PVT LTD		550	0	0	550	0.01	550	0	550	0.01	0	0	0	0	0	0	550
	Trusts	0	0	0	0	0	0	0	0	0	0	0	0	0	0	0	0	0
	Clearing Members	0	0	0	0	0	0	0	0	0	0	0	0	0	0	0	0	0
	Sub-Total (A)(1)	9	4150781	0	0	4150781	51.81	4150781	0	4150781	51.81	3085300	60	4150231	99.99	0	0	4150781
(2)	Foreign	0	0	0	0	0	0	0	0	0	0	0	0	0	0	0	0	0
(a)	Individuals (Non-Resident Individuals/Foreign Individuals)	0	0	0	0	0	0	0	0	0	0	0	0	0	0	0	0	0
(b)	Government	0	0	0	0	0	0	0	0	0	0	0	0	0	0	0	0	0
(c)	Institutions	0	0	0	0	0	0	0	0	0	0	0	0	0	0	0	0	0
(d)	Foreign Portfolio Investor	0	0	0	0	0	0	0	0	0	0	0	0	0	0	0	0	0
(e)	Any Other	0	0	0	0	0	0	0	0	0	0	0	0	0	0	0	0	0
	OCBs	0	0	0	0	0	0	0	0	0	0	0	0	0	0	0	0	0
	Sub-Total (A)(2)	0	0	0	0	0	0	0	0	0	0	0	0	0	0	0	0	0
	<b>Total Shareholding of Promoter and Promoter Group (A)=(A)(1)+(A)(2)</b>	<b>9</b>	<b>4150781</b>	<b>0</b>	<b>0</b>	<b>4150781</b>	<b>51.81</b>	<b>4150781</b>	<b>0</b>	<b>4150781</b>	<b>51.81</b>	<b>3085300</b>	<b>60</b>	<b>4150231</b>	<b>99.99</b>	<b>0</b>	<b>0</b>	<b>4150781</b>



**Table III - Statement showing shareholding pattern of the Public shareholder**

	Category & Name of shareholders (I)	Nos. of shareholders (III)	No. of fully paid-up equity shares held (IV)	No. of partly paid-up equity shares held (V)	Nos. of shares underlying Depository Receipt (VI)	Total nos. shares held (VII) = (IV)+(V)+(VI)	Shareholding % calculated as per SCRR, 1957 As a % of (A+B+C2) (VIII)	Number of Voting Rights held in each class of securities (IX)			No. of Shares Underlying Outstanding convertible securities (Including Warrants) (X)	Shareholding as a % assuming full conversion of convertible securities (as a percentage of diluted share capital) (XI) = (VII)+(X) as a % of (A+B+C)	Number of Locked in shares (XII)		Number of Shares pledged or otherwise encumbered (XIII)		Number of equity shares held in dematerialized form (XIV)	
								No. of Voting Rights					Total as a % of Total Voting rights	No. (a)	As a % of total Shares held (b)	No. (a)		As a % of total Shares held (b)
								Class x	Class y	Total								
(1)	Institutions	0	0	0	0	0	0	0	0	0	0	0	0	0	0	0	0	0
(a)	Mutual Funds	0	0	0	0	0	0	0	0	0	0	0	0	0	0	0	0	0
(b)	Venture Capital Funds	0	0	0	0	0	0	0	0	0	0	0	0	0	0	0	0	0
(c)	Alternate Investment Funds	0	0	0	0	0	0	0	0	0	0	0	0	0	0	0	0	0
(d)	Foreign Venture Capital Investors	0	0	0	0	0	0	0	0	0	0	0	0	0	0	0	0	0
(e)	Foreign Portfolio Investors	0	0	0	0	0	0	0	0	0	0	0	0	0	0	0	0	0
(f)	Financial Institutions/Banks	0	0	0	0	0	0	0	0	0	0	0	0	0	0	0	0	0
(g)	Insurance Companies	0	0	0	0	0	0	0	0	0	0	0	0	0	0	0	0	0
(h)	Provident Funds/Pension Funds	0	0	0	0	0	0	0	0	0	0	0	0	0	0	0	0	0
(i)	Any Other	0	0	0	0	0	0	0	0	0	0	0	0	0	0	0	0	0
	Foreign Institutional Investors	0	0	0	0	0	0	0	0	0	0	0	0	0	0	0	0	0
	QFI - Corporate	0	0	0	0	0	0	0	0	0	0	0	0	0	0	0	0	0
	Sub-Total (B)(1)	0	0	0	0	0	0	0	0	0	0	0	0	0	0	0	0	0
(2)	Central Government/State Government(s)/President of India	0	0	0	0	0	0	0	0	0	0	0	0	0	0	0	0	0
	Sub-Total (B)(2)	0	0	0	0	0	0	0	0	0	0	0	0	0	0	0	0	0
(3)	Non-Institutions	0	0	0	0	0	0	0	0	0	0	0	0	0	0	0	0	0
(a)	Individuals	0	0	0	0	0	0	0	0	0	0	0	0	0	0	0	0	0

Hyderabad

i) Individual shareholders holding nominal share capital up to Rs.2 Lakhs.	5497	1431901	0	0	1431901	17.87	1431901	0	1431901	17.87	0	11.88	0	0	0	0	492151
ii) Individual shareholders holding nominal share capital in excess of Rs.2 Lakhs.	22	2356129	0	0	2356129	29.41	2356129	0	2356129	29.41	960000	27.5	2333982	99.06	0	0	2356129
UMESH KUMAR AGARWAL		213982	0	0	213982	2.67	213982	0	213982	2.67	0	1.77	213982	100	0	0	213982
RAJENDER KUMAR AGARWAL		200000	0	0	200000	2.5	200000	0	200000	2.5	0	1.66	200000	100	0	0	200000
ARCHANA		200000	0	0	200000	2.5	200000	0	200000	2.5	0	1.66	200000	100	0	0	200000
YUKTHI GUPTA		200000	0	0	200000	2.5	200000	0	200000	2.5	0	1.66	200000	100	0	0	200000
AARTI		180000	0	0	180000	2.25	180000	0	180000	2.25	0	1.49	180000	100	0	0	180000
VINAY KUMAR AGARWAL		150000	0	0	150000	1.87	150000	0	150000	1.87	0	1.24	150000	100	0	0	150000
JASHODA DEVI		100000	0	0	100000	1.25	100000	0	100000	1.25	0	0.83	100000	100	0	0	100000
NARAYANDAS KAKANI		100000	0	0	100000	1.25	100000	0	100000	1.25	0	0.83	100000	100	0	0	100000
POONAM KAKANI		100000	0	0	100000	1.25	100000	0	100000	1.25	0	0.83	100000	100	0	0	100000
VEDANTH KAKANI		100000	0	0	100000	1.25	100000	0	100000	1.25	0	0.83	100000	100	0	0	100000
NAVYA SAMEER KAKANI		100000	0	0	100000	1.25	100000	0	100000	1.25	0	0.83	100000	100	0	0	100000
PURSHOTTAM DAS AGARWAL		100000	0	0	100000	1.25	100000	0	100000	1.25	0	0.83	100000	100	0	0	100000
VIJAY LAXMI AGARWAL		100000	0	0	100000	1.25	100000	0	100000	1.25	0	0.83	100000	100	0	0	100000
RITESH KUMAR AGARWAL HUF		100000	0	0	100000	1.25	100000	0	100000	1.25	0	0.83	100000	100	0	0	100000
(b) NBFCs registered with RBI	0	0	0	0	0	0	0	0	0	0	0	0	0	0	0	0	0
(c) Employee Trusts	0	0	0	0	0	0	0	0	0	0	0	0	0	0	0	0	0
(d) Overseas Depositors (holding DRs)(balancing figure)	0	0	0	0	0	0	0	0	0	0	0	0	0	0	0	0	0
(e) Any Other	0	0	0	0	0	0	0	0	0	0	0	0	0	0	0	0	0
Bodies Corporate	37	59792	0	0	59792	0.75	59792	0	59792	0.75	0	0.5	0	0	0	0	29487
QFI - Individual	0	0	0	0	0	0	0	0	0	0	0	0	0	0	0	0	0
NRI	35	11216	0	0	11216	0.14	11216	0	11216	0.14	0	0.09	0	0	0	0	2471
OCBs	0	0	0	0	0	0	0	0	0	0	0	0	0	0	0	0	0
Trusts	0	0	0	0	0	0	0	0	0	0	0	0	0	0	0	0	0



*Arjun*

Clearing Memebers	6	2191	0	0	2191	0.03	2191	0	2191	0.03	0	0.02	0	0	0	0	2191
Sub-Total (B)(3)	5597	3861229	0	0	3861229	48.19	3861229	0	3861229	48.19	960000	39.99	2333982	60.45	0	0	2882429
Total Public Shareholding (B)=(B)(1)+(B)(2)+(B)(3)	5597	3861229	0	0	3861229	48.19	3861229	0	3861229	48.19	960000	39.99	2333982	60.45	0	0	2882429



  


Table IV - Statement showing shareholding pattern of the Non Promoter - Non Public shareholder

	Category & Name of shareholders (I)	PAN (II)	Nos. of shareholders (III)	No. of fully paid-up equity shares held (IV)	No. of partly paid-up equity shares held (V)	Nos. of shares underlying Depository Receipt (VI)	Total nos. shares held (VII) = (IV)+(V)+(VI)	Shareholding % calculated as per SCRR, 1957 As a % of (A+B+C2) (VIII)	Number of Voting Rights held in each class of securities (IX)			No. of Shares Underlying Outstanding convertible securities (Including Warrants) (X)	Shareholding as a % assuming full conversion of convertible securities (as a percentage of diluted share capital) (XI) = (VII)+(X) as a % of (A+B+C)	Number of Locked in shares (XII)		Number of Shares pledged or otherwise encumbered (XIII)		Number of equity shares held in dematerialized form (XIV)	
									No. of Voting Rights					Total as a % of Total Voting rights	No. (a)	As a % of total Shares held (b)	No. (a)		As a % of total Shares held (b)
									Class x	Class y	Total								
(1)	Custodian.DR Holder																		
(2)	Employee Benefit Trust (under SEBI (share based Employee Benefit) Regulations, 2014																		
	<b>Total Non-Promoter - Non-Public Shareholding (C)=(C)(1)+(C)(2)</b>																		

